

**SOAP Web-Service UI Setup Guide**

# **Oracle Banking Payments**

Release 14.5.0.0.0

**Part Number F42401-01**

July 2025



## **SOAP Web-Service UI Setup Guide**

Oracle Financial Services Software Limited

Oracle Park

Off Western Express Highway

Gurgaon (East)

Mumbai, Maharashtra 400 063 India

Worldwide Inquiries:

Phone: +91 22 6718 3000 Fax:

+91 22 6718 3001

<https://www.oracle.com/industries/financial-services/index.html>

Copyright © 2018, 2025, Oracle and/or its affiliates. All rights reserved.

Oracle and Java are registered trademarks of Oracle and/or its affiliates. Other names may be trademarks of their respective owners.

U.S. GOVERNMENT END USERS: Oracle programs, including any operating system, integrated software, any programs installed on the hardware, and/or documentation, delivered to U.S. Government end users are “commercial computer software” pursuant to the applicable Federal Acquisition Regulation and agency-specific supplemental regulations. As such, use, duplication, disclosure, modification, and adaptation of the programs, including any operating system, integrated software, any programs installed on the hardware, and/or documentation, shall be subject to license terms and license restrictions applicable to the programs. No other rights are granted to the U.S. Government.

This software or hardware is developed for general use in a variety of information management applications. It is not developed or intended for use in any inherently dangerous applications, including applications that may create a risk of personal injury. If you use this software or hardware in dangerous applications, then you shall be responsible to take all appropriate failsafe, backup, redundancy, and other measures to ensure its safe use. Oracle Corporation and its affiliates disclaim any liability for any damages caused by use of this software or hardware in dangerous applications.

This software and related documentation are provided under a license agreement containing restrictions on use and disclosure and are protected by intellectual property laws. Except as expressly permitted in your license agreement or allowed by law, you may not use, copy, reproduce, translate, broadcast, modify, license, transmit, distribute, exhibit, perform, publish or display any part, in any form, or by any means. Reverse engineering, disassembly, or decompilation of this software, unless required by law for interoperability, is prohibited. The information contained herein is subject to change without notice and is not warranted to be error-free. If you find any errors, please report them to us in writing.

This software or hardware and documentation may provide access to or information on content, products and services from third parties. Oracle Corporation and its affiliates are not responsible for and expressly disclaim all warranties of any kind with respect to third-party content, products, and services. Oracle Corporation and its affiliates will not be responsible for any loss, costs, or damages incurred due to your access to or use of third-party content, products, or services.



# Contents

- 1 Preface ..... 1
- 1.1 Introduction..... 1
- 1.2 Intended Audience ..... 1
- 1.3 Documentation Accessibility..... 1
- 1.4 Access to Oracle Support ..... 1
- 1.5 Related Documents..... 1
- 2 Hosting Web-Services Documentation Locally ..... 2



---

# 1 Preface

## 1.1 Introduction

The SOAP Web-service UI Set up Guide for Oracle Banking Payments provides an overview of how to set up API locally on your system.

## 1.2 Intended Audience

This guide is intended for the following audience:

- Customers
- Partners

## 1.3 Documentation Accessibility

For information about Oracle's commitment to accessibility, visit the Oracle Accessibility Program website at <http://www.oracle.com/pls/topic/lookup?ctx=acc&id=docacc>.

## 1.4 Access to Oracle Support

Oracle customers have access to electronic support through My Oracle Support. For more information, refer to the following links:

- <https://www.oracle.com/corporate/accessibility/learning-support.html#support-tab>

## 1.5 Related Documents

For more information on Oracle Banking Virtual Account Management, refer to the following documents:

- Oracle Banking Payments Management License Guide
- Oracle Banking Payments Management Installation Guides
- Oracle Banking Payments Management User Guides

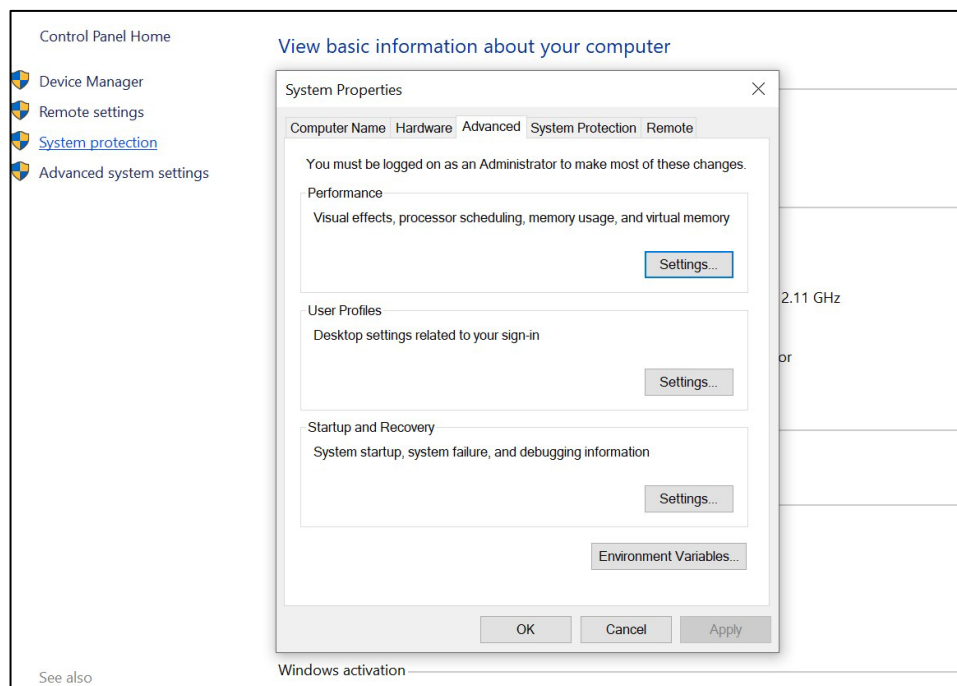
## 2 Hosting Web-Services Documentation Locally

### Pre-requisites

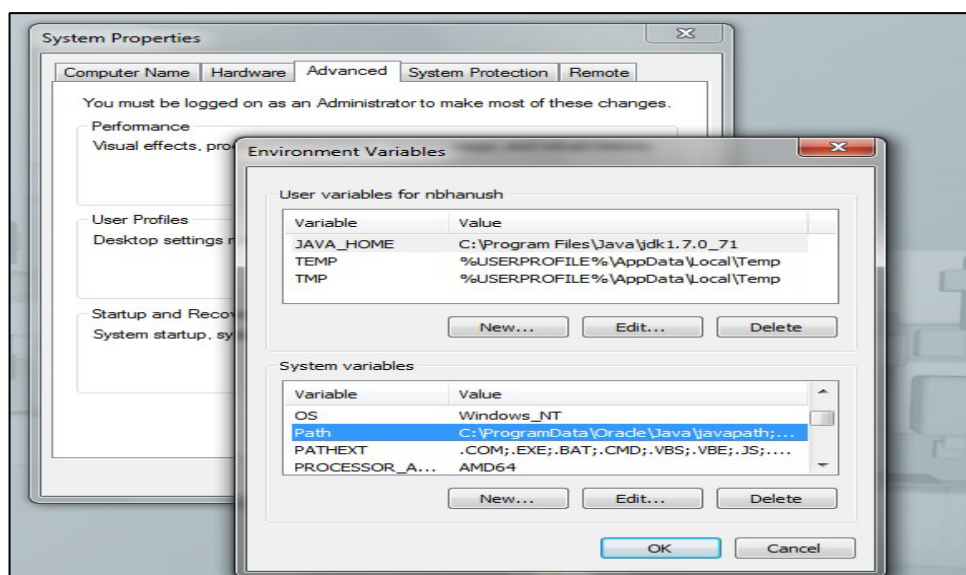
Ensure that Python is installed on your system.

Follow the below-mentioned steps to set up the python path on your local:

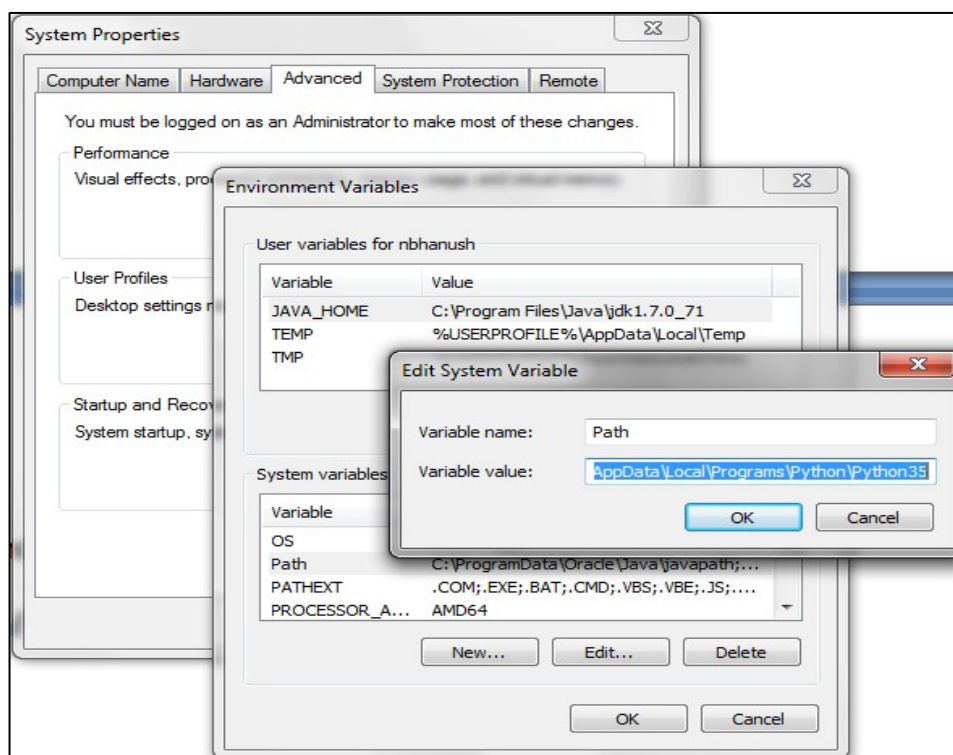
1. Go to **Control Panel** and click **Advanced system settings**.



2. Click **Environment Variable**.



3. Select the path from the system variable and click **Edit**. Add Python installation path in path variable. For example: C:\Users\nbhanush\AppData\Local\Programs\Python\Python35.



Follow the below steps to host the Web-Service Documentation locally:

1. Obtain the Web\_Service\_Documentation.zip and place in the destination folder. Web-Service Documentation UI needs an HTTP Server to render itself. You can run a standalone HTTP Server using Python.
2. Assuming the Web\_Service\_Documentation.zip is extracted on a Windows machine in the following path - `D:\OBPM\WebServiceDoc\Web_Service_Documentation` run the following command to start a HTTP Server using python. 8888 is the port for the HTTP server to listen.

**`cmd>cd D:\OBPM\WebServiceDoc\Web_Service_Documentation`**

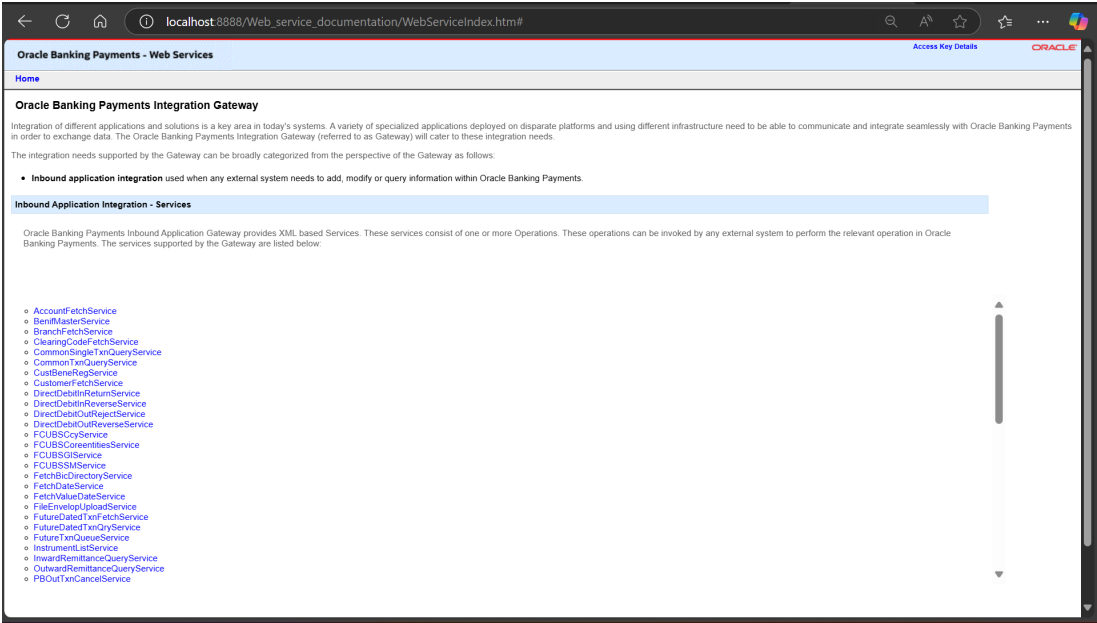
3. Run the following command from the browser :

**`python -m SimpleHTTPServer 8888`** (if Python version is older than Python

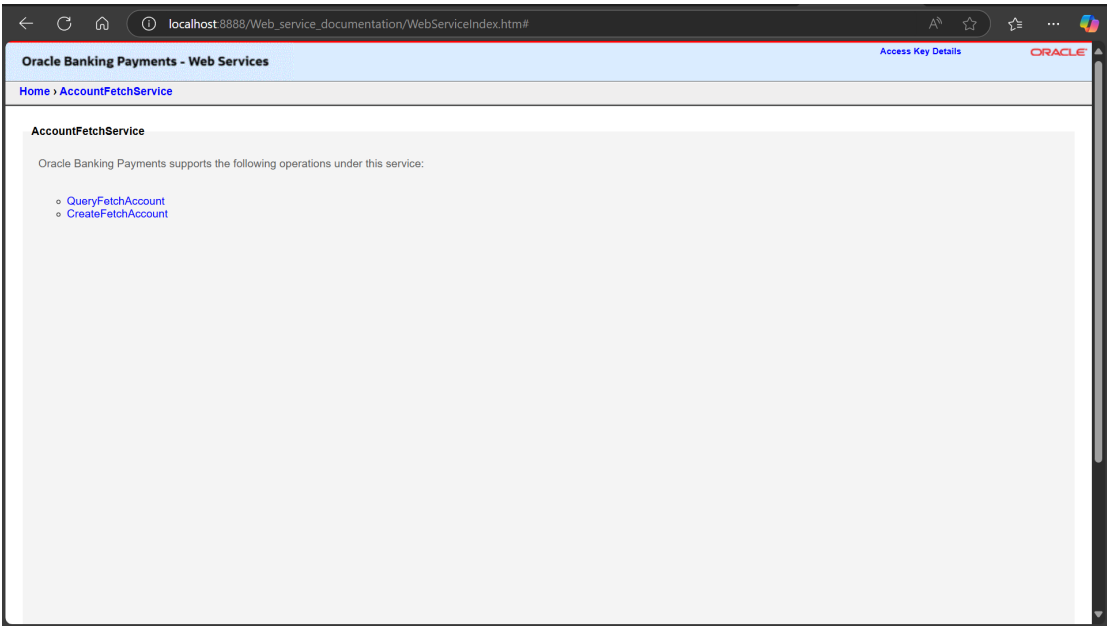
3) **`python -m http.server 8888`** (if Python version is Python 3)

*(To use a different port than 8888, First make sure the new Port is available for Listening and change 8888 to the new port in above commands. Correspondingly, the Port number in below URL will change as well)*

4. Go to URL [http://localhost:8888/Web\\_service\\_documentation/WebServiceIndex.htm](http://localhost:8888/Web_service_documentation/WebServiceIndex.htm) to access the Web-Service Documentation UI. The following home screen appears:

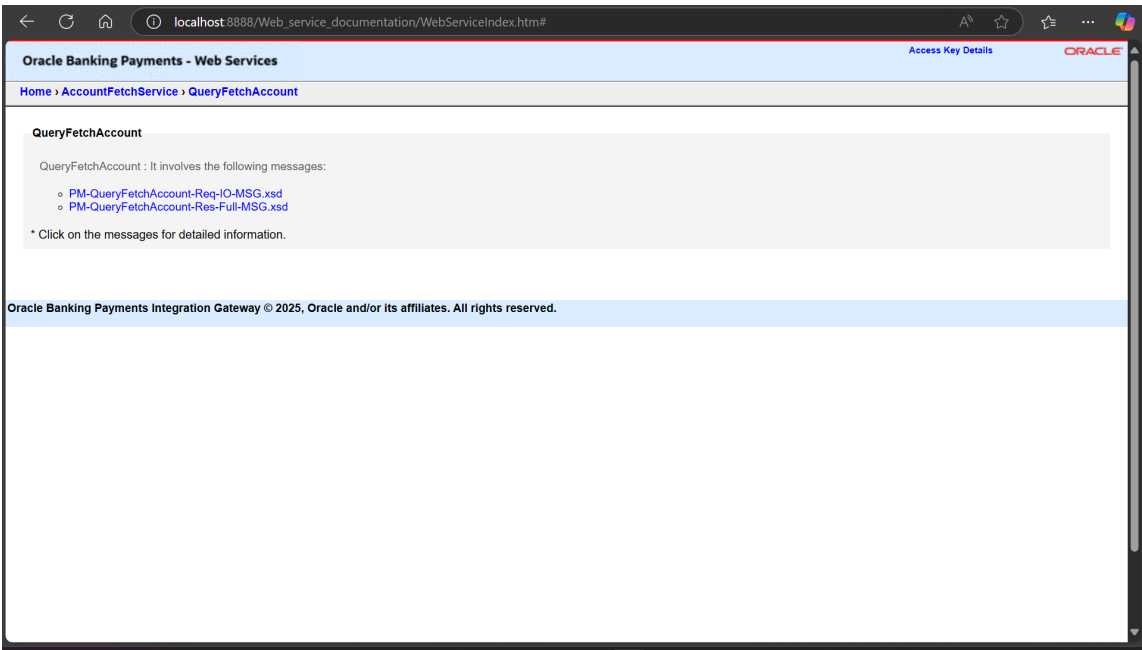


5. Click on the Required SOAP service from the Scrollable List (ex : AccountFetchService) to see the various operations supported under that SOAP Service:

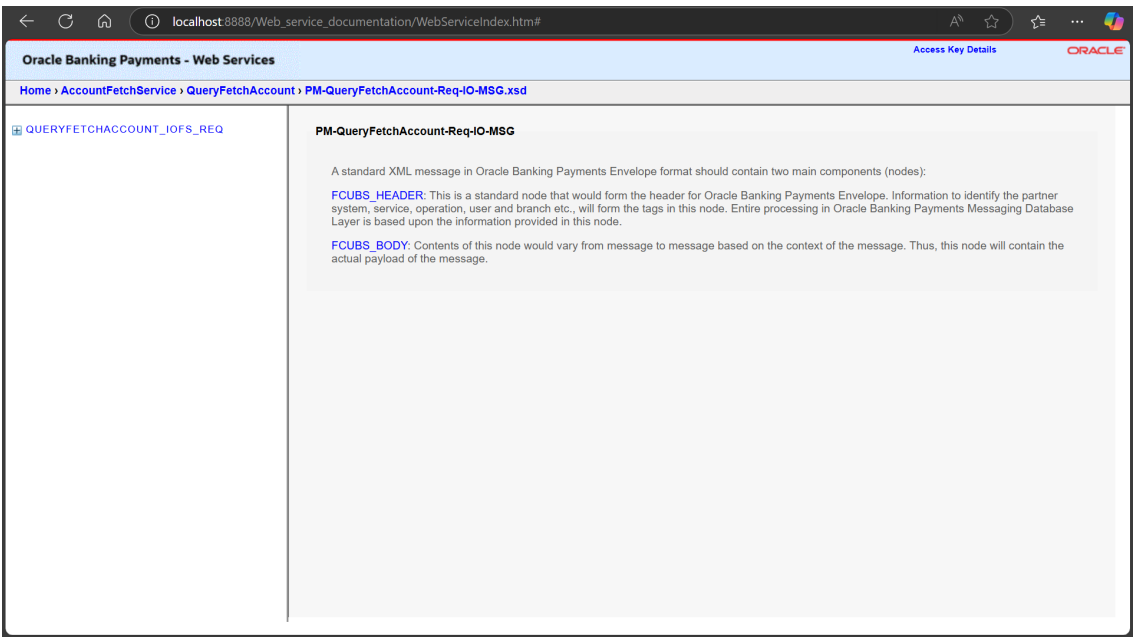




6. Click on the specific Operation required to see the involved XSDs for that operation.



7. Click on the specific XSD to see a detailed explanation regarding the fields and format of the XSD:



- 8. Click on the '+' Button in the left Panel to collapse the XSD format and display the various fields in the XSD.
- 9. Click on a specific Field to see the description of that field along with its attributes and Constraints.

← ↻ 🏠 ⓘ localhost:8888/Web\_service\_documentation/WebServiceIndex.htm#

Access Key Details ORACLE

Oracle Banking Payments - Web Services

Home > AccountFetchService > QueryFetchAccount > PM-QueryFetchAccount-Req-IO-MSG.xsd

QUERYFETCHACCOUNT\_IOFS\_REQ

FCUBS\_HEADER

→ SOURCE

→ UBSCOMP

→ MSGID

→ CORRELID

→ USERID

→ ENTITY

→ BRANCH

→ MODULEID

→ SERVICE

→ OPERATION

→ SOURCE\_OPERATION

→ SOURCE\_USERID

→ DESTINATION

→ MULTITRIPID

→ FUNCTIONID

→ ACTION

→ MSGSTAT

→ FINALREQ

→ SNAPSHOTID

→ PASSWORD

ADDL

FCUBS\_BODY

Core-Account-Input-IO

→ CUST\_ACCOUNT\_NO

SOURCE

Attributes	Description				
Name	SOURCE				
Description					
Data Type	string				
Attributes	<table><thead><tr><th>Attributes</th><th>Description</th></tr></thead><tbody><tr><td>minOccurs</td><td>1</td></tr></tbody></table>	Attributes	Description	minOccurs	1
Attributes	Description				
minOccurs	1				
Restrictions	<table><thead><tr><th>Restrictions</th><th>Description</th></tr></thead><tbody><tr><td>pattern</td><td>[a-zA-Z_0-9]*</td></tr></tbody></table>	Restrictions	Description	pattern	[a-zA-Z_0-9]*
Restrictions	Description				
pattern	[a-zA-Z_0-9]*				